

LUX LINE

Our Lux line of doors and windows are based on European designs: steel windows and doors with an historical profile. Their unique characteristic of simulated or true divided panes of glass produces a very clean and classic appearance that works equally well in old world and contemporary applications.

Elegant, narrow sight lines superior strength and durability, quality craftsmanship and unparalleled security are just some of the many features that make Lux windows and doors the ideal choice for residential and commercial applications.

We currently offer Old World and Contemporary profiles with standard frames or narrow sideline frames.



Pivot Door



Custom Glass Wall System



DOORS • BI-FOLD DOORS • PIVOT DOORS • PICTURE WINDOWS • AWNING WINDOWS • CASEMENT WINDOWS





Pivot Door













Bi-fold windows, casement windows, awning windows and picture windows create sensational look for any structure.

WINDOWS



Bi-fold Doors



Golden


CUSTOM DOORS

With 25 years of experience of providing products and services, we can assist you in creating a gorgeous entryway that not only protects your home, but is an affordable and elegant way to turn any interior or exterior doorway into a focal point of your home.


From classic single and double doors to wine cellars, to stunningly contemporary entries.



Aladdin



Lerida




Sensation



Lerida



Milan



Esperanza

Double doors create a magnificent entry.

N

DOUBLE DOORS



San Miguel



Bella Villa




Medina



Italia Supreme



Mendocino



Romantica



Handtrail

We offers a wide variety of design options for single doors, including: full arch, eyebrow arch and square top, all customizable with transoms or sidelights to create a spectacular statement.

N

SINGLE DOORS



Handtrail



Alambra



Mariposa



contemporary doors for modern homes, providing a clean, minimalist look in a variety of finishes.

CONTEMPORARY DOORS



Nova



Aria




Luz 4



Luz 3




Luce



Custom Wine Cellar

Wine Cellar Doors are fully insulated, making them an ideal choice for climate-controlled wine cellars, adding elegance and focus to your collection.

WINE CELLAR DOORS



Grapevine



Isabella



Handtrail



Truluck's Restaurant - Dallas, TX

COMMERCIAL

Hotels, restaurants, universities, museums and many other establishments have discovered that a Cantera door makes a strong and impressive entry to their businesses.

Built to individual specifications, Our doors can incorporate various types of security and operational devices, making your entry as safe and secure as it is unique and beautiful.

In addition to doors, custom-made windows, railings and gates will add value and grandeur to any business.



Tortaco Meson Mezcal - Dallas, TX




UCF Rosen School of Hospitality - Orlando, FL



P.F. Chang's
Austin, TX



RLV Wine - Coleman, TX



GATES

Wrought iron gates make beautiful additions to driveways, courtyards, terraces, gardens and more, and can also be used to create intimate settings within the home.



Brynwood



Lerida



Mendocino



Contemporary Railing



Milan

RAILINGS

Custom railings throughout a home establish an integrated and unique design style to any living space, adding value and luxury to any home or business.

Our one-of-a-kind hand railings, balconies and inserts are crafted by hand and professionally installed.

Whether contemporary and sleek using glass and steel, or old world wrought iron, Our Doors will create the perfect railings for any space.



Custom Free-Standing Structural Staircase



Custom Glass Railing

HARDWARE

We offer hand-forged hardware, designed specifically to complement our products. Package includes faux finished wrought iron pull handles, a single or double cylinder deadbolt lock and adjustable roller catches.

Our contemporary pull handles can be chosen in different lengths to enhance the beauty and scale of your door.

Our beautiful selection of finishes enhance the old world charm or contemporary style of your project with finishes ranging from Nickel to Oil Rubbed Bronzes, Aged Brass and Copper and more. Choose the finish that brings out the beauty and personality of your home.



400 Series, Pull 416
16" Length

100 Series



101 - Length 16"

102 - Length 16"

105 - Length 12.5"

200 Series



200 - Length 20"



201 - Length 21"

400 Series



500 Series



600 Series



700 Series



716
Length 16"
Available Lengths: 16", 24", 36", 48", 84"

REMODEL

Our Doors does not just work on new construction - we can help with your remodeling project too.

Whether you are just replacing an old door with a new door of the same shape and size, expanding a single door to a double door entry, or even converting a square top to an archway, We have the knowledge, experience and expertise to help turn your vision into reality.

We can also redesign and replace railings, windows and gates inside and outside your home to add value, craftsmanship and artistry to any remodeling project..



Before



After



Before



After